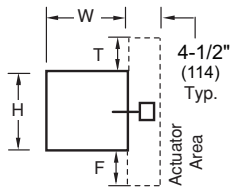
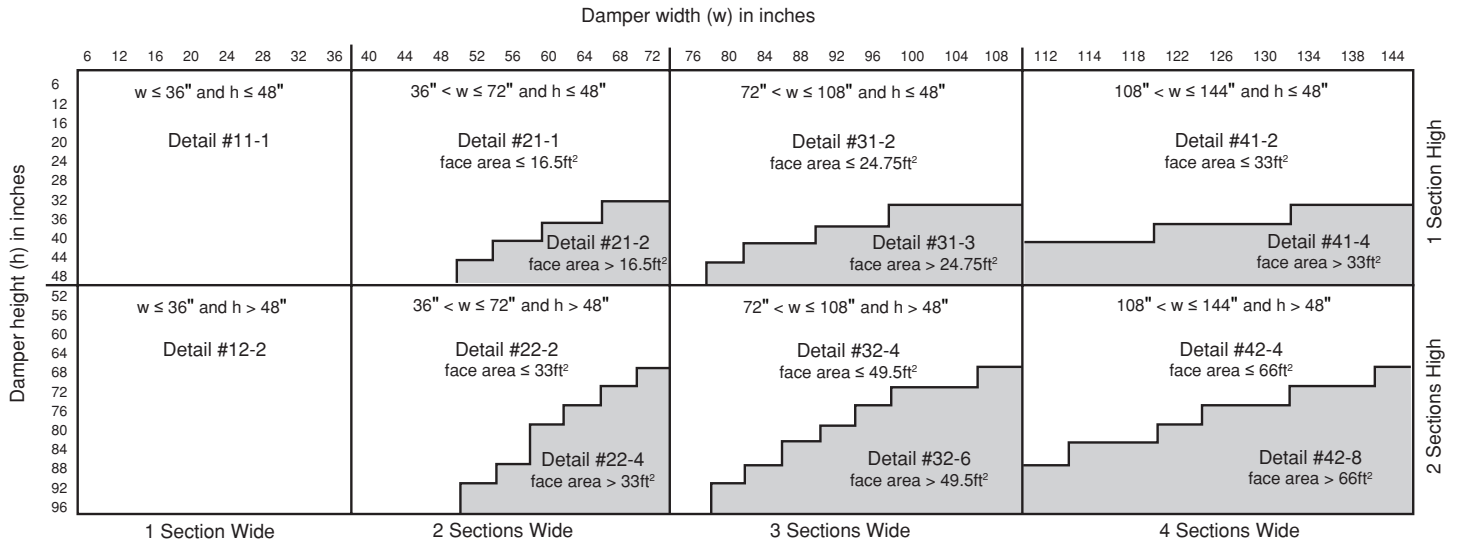


The following installation details apply to models **FSD-141**, **FSD-142** and **FSD-143**

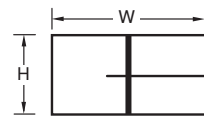
Notes

- The details shown below reflect maximum actuator/damper size limitations based on testing to UL-555S and default, 2-position, spring-return electric actuators rated for maximum 2000 fpm at 4" static pressure.
- All actuators must be factory installed and multiple actuators on a single assembly are factory wired to a common connection.
- Dampers larger than 36" w x 48" h are manufactured in multiple section assemblies consisting of equal size sections not exceeding 36" w x 48" h.
- Actuators installed out of the air stream may extend above or below the height of the damper. Refer to table below for details.

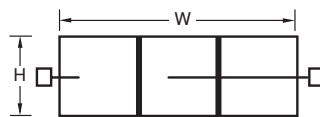


Detail #11-1

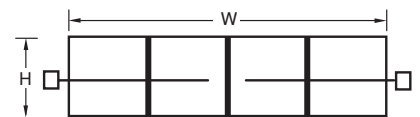
| | Damper Height | Damper Width | |
|-------|------------------|--------------|---------|
| | | w ≤ 36" | w > 36" |
| F | 6"-7" | 5" | 7" |
| | 8"-9" | 4" | 7" |
| | 10"-11" | 1" | 4" |
| | 12"-13" | 0" | 3" |
| | 14" | 0" | 2" |
| | 15"-16" | 0" | 1" |
| | 17" | 0" | 3" |
| > 17" | 0" | 0" | |
| T | 6", 10" | 3" | 3" |
| | 7", 11"-12" | 2" | 2" |
| | 8", 13"-14", 21" | 1" | 1" |
| | 9", 15"-17", 20" | 0" | 0" |
| | 18"-19" | 0" | 1" |
| | > 21" | 0" | 0" |



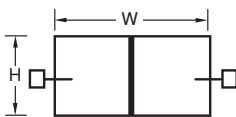
Detail #21-1



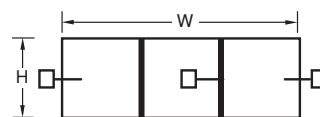
Detail #31-2



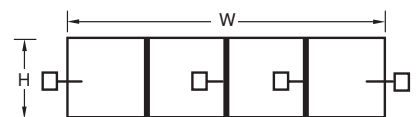
Detail #41-2



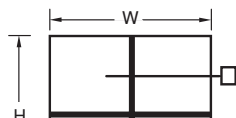
Detail #21-2



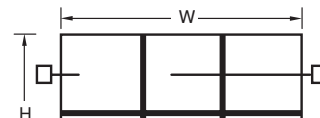
Detail #31-3



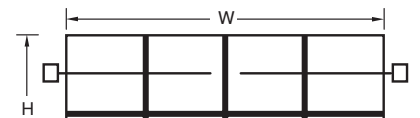
Detail #41-4



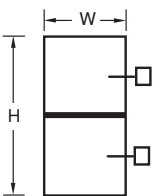
Detail #22-2



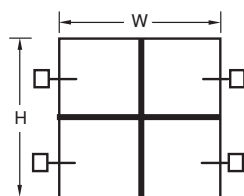
Detail #32-4



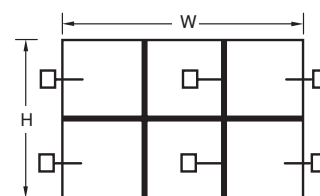
Detail #42-4



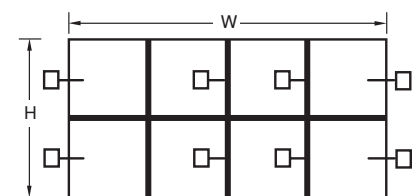
Detail #12-2



Detail #22-4



Detail #32-6



Detail #42-8